



District Report Card: 2017


State: Gujarat	District: Anand
Class: 3	Subject: Language
Schools: 61	Students: 1395


Participation/Coverage


Students

GENDER 	Boys		Girls	
	Number	%	Number	%
	656	47.03	739	52.97

AREA 	Rural		Urban	
	Number	%	Number	%
	1120	80.29	275	19.71

CATEGORY 	SC		ST		OBC		GEN	
	Number	%	Number	%	Number	%	Number	%
	46	3.30	31	2.22	1012	72.54	306	21.94

CWSN 	LD	VI	HI	S&LD	ID	Oth
	4	6	1	0	1	47

Management 	Government		Government-aided	
	Number	%	Number	%
	1276	91.47	119	8.53

Average Performance of Students in Language (%)

Overall	Gender		Area		Management		Social Group			
	Male	Female	Rural	Urban	Govt.	Aided	SC	ST	OBC	GEN
66.92	66.28	67.50	66.13	70.18	66.37	72.89	70.14	75.48	65.83	69.19

Performance on Learning Outcomes (LOs)

Learning Outcomes	Description	Average Performance(%)
L304	Reads small texts with comprehension i.e., identifies main ideas, details, sequence and draws conclusions	68.17
L312	Reads printed scripts on the classroom walls: poems, posters, charts etc.	64.43

Range of Performance of Students who Answered Correctly							
Below 30%		30% - 50%		50% - 75%		Above 75%	
Number	%	Number	%	Number	%	Number	%
122	8.75	213	15.27	485	34.77	575	41.22

Lowest Performing Learning Outcomes (LOs)

- 1 - Reads printed scripts on the classroom walls: poems, posters, charts etc. (64.43)
- 2 - Reads small texts with comprehension i.e., identifies main ideas, details, sequence and draws conclusions (68.17)